



GUAM DEPARTMENT OF EDUCATION

SCHOOL PERFORMANCE REPORT CARD SY 2020-2021

TITLE 17 GCA

Guam Code Annotated Title 17 § 3106, mandates the Guam Department of Education to complete annual data collection and publication of the School Performance Report Card.

Superintendent of Education
Jon J.P. Fernandez

This SPRC was produced by the Guam Department of Education cycle three interns: Jyan Pico, Jaython Quichocho, Aaron Bermudez, and Donovan Phillip
The interns were guided by RP&E personnel during its production



PEDRO C. LUJAN ELEMENTARY SCHOOL

MISSION

At PC Lujan Elementary School, we have a shared commitment to ensure that every child is equipped with essential qualities and the necessary career ready skills in order to be a life-long learner and constructive contributor in a technologically driven society of the 21st century.

WASC Accredited

Six-year accreditation expires June 30, 2021

School Principal - Nancy W. Diaz

PTO OFFICERS

President: Kristal Leigh Flores

Vice President: Mary Rusko

Secretary: Eimee Delgado

Treasurer: Leslie Bautista-Ward

Sgt. at Arms: Tiana Lizama

PIO: Richard Borja

Teacher Liaison: Myleen Ramos, Natasha Aguon

COMMUNITY PARTNERS

Mayor June Blas and Vice Mayor Jesse Bautista

Mr. Joey Quichocho

Inarajan Mayor's Office

Sinajana Mayor's Office

Department of Administration

CONTACT INFORMATION

Call: (671) 734-3971/734-3972/300-2903

Visit: 387 East Route 8 Radio Barrigada

Email: nwdiaz@gdoe.net

School Personnel and Finance

Enrollment Distribution by Grade					
GRADE LEVEL	SY 16-17	SY 17-18	SY 18-19	SY 19-20	SY 20-21
Pre-K, Head Start, Kinder	118	97	188	167	122
Grade 1	124	131	100	109	107
Grade 2	109	124	123	103	110
Grade 3	101	106	114	110	107
Grade 4	117	94	98	120	108
Grade 5	112	114	96	97	131
TOTAL	681	666	719	706	685

Key Student Indicators					
INDICATOR	SY 16-17	SY 17-18	SY 18-19	SY 19-20	SY 20-21
Attendance	94.2%	93.2%	91.3%	87.6%	94.4%
% ELL	46.0%	43.2%	54.8%	34.28%	35.3%
% SpEd	3.4%	5.4%	4.5%	5.7%	5.7%
Unduplicated # Discipline	10	36	1	0	0
Unduplicated Discipline Rate	1.5%	5.4%	0.0%	0.0%	0%
Duplicated # Discipline	12	58	0	0	0
Duplicated Discipline Rate	1.8%	8.7%	0.0%	0%	0%

Student Ethnicity					
ETHNICITY	SY 16-17	SY 17-18	SY 18-19	SY 19-20	SY 20-21
CHamoru	345	335	362	349	347
Filipino	36	32	29	32	33
Chuukese	194	195	205	197	179
Other FAS	82	83	77	82	72
Other Asian	7	5	12	5	6
Other Mixed	17	16	34	41	48
Total	681	666	719	706	685

School Personnel and Finance

Personnel Distribution					
EMPLOYEE CATEGORY	SY 16-17	SY 17-18	SY 18-19	SY 19-20	SY 20-21
School Administrator	1	1	1	1	1
Teachers	37	36	30	30	31
Health Counselors	1	1	1	1	1
Library Staff	2	1	1	1	0
Guidance Counselors	0	1	1	1	1
Instructional Aides	34	23	23	23	22
Admin Support	6	4	3	3	3
Custodian/Cafeteria/Maintenance	2	1	1	1	1
TOTAL	83	68	61	61	59

Expenditure					
CATEGORY	SY 16-17	SY 17-18	SY 18-19	SY 19-20	SY 20-21
Salaries	\$1,974,581	\$1,974,581	\$1,856,829	\$1,856,829	\$1,852,188
Benefits	\$708,234	\$708,234	\$627,472	\$627,472	\$625,185
Contractual	\$210,778	\$193,586	\$157,204	\$184,663	\$80,522
Supplies	\$4,966	\$11,729	\$3,579	\$5,900	\$2,350
Text & Library books	\$0	\$3,834	\$0	\$13,713	\$9,652
Equipment	\$3,456	\$6,985	\$0	\$3,683	\$7,239
Utilities	\$46,803	\$221,362	\$218,373	\$266,788	\$219,502
Other	\$30	\$0	\$0	\$0	\$0
TOTAL	\$2,948,847	\$3,120,310	\$2,863,457	\$2,959,047	\$2,796,637

Exemplary Programs

Satellite Monitoring Progress & Home School Connection: Friday intervention days were focused on student tutoring, teacher-family check in and teacher collaborations.

Satellite Socio-Emotional Connection: School counselor provided students and teacher socio-emotional support. Breathing techniques and positive mind activities were practiced.

Satellite Technology Support: Teachers were supported with various technological devices for their classroom; laptop, projectors, promethean boards and iPads. Student laptops and Mifi devices were available for students to sign out.

School Accomplishments

3 Models of Learning were provided for students; Online, Hard Copy and Face to Face

Successfully implemented Face to Face sessions during Spring, Summer School Classes and Extended School Year Services with Safety Protocols in place.

Provided technology to teachers and students.

Teachers and Staff continued to receive ongoing training in various topics.

Socio-Emotional support was provided for faculty and staff.

Special Awards

School received a letter of Commendation for Compliance Requirements through Offsite Data Review for June 16, 2021.

School received a letter of Commendation for Compliance Requirements through Offsite Data Review for June 16, 2021.

ACT Aspire Performance Levels

In Need of Support

Students scored substantially below the ACT Readiness Benchmark

Close

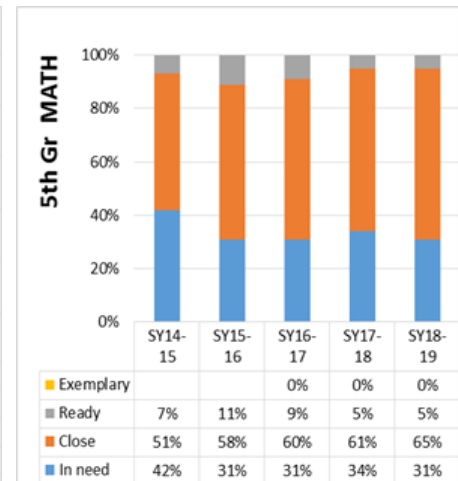
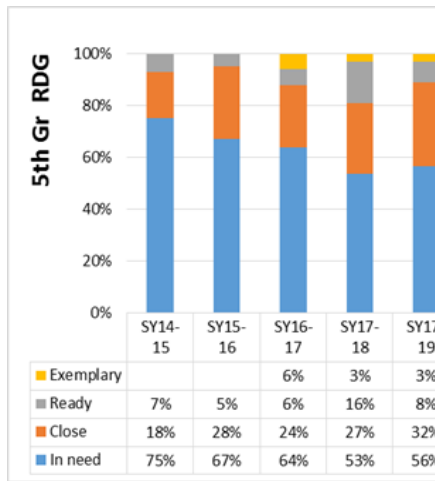
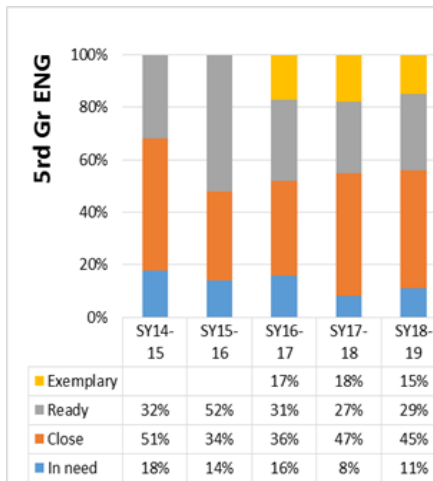
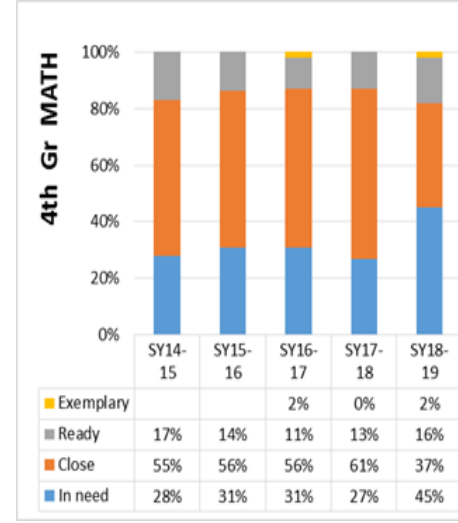
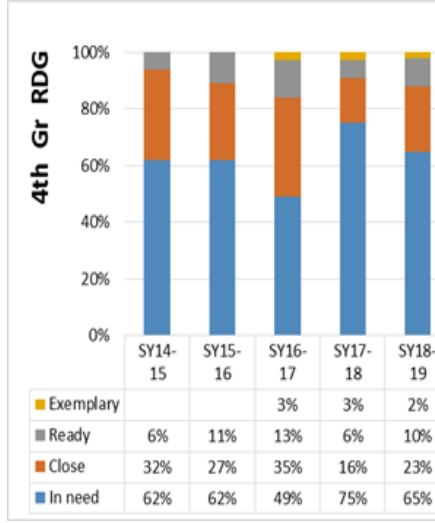
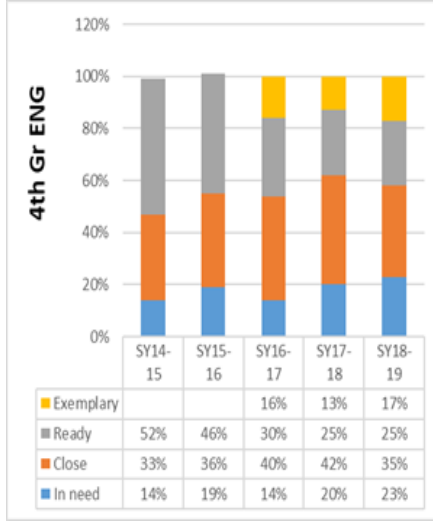
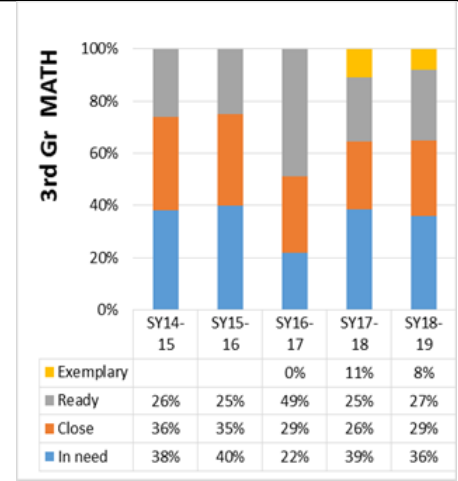
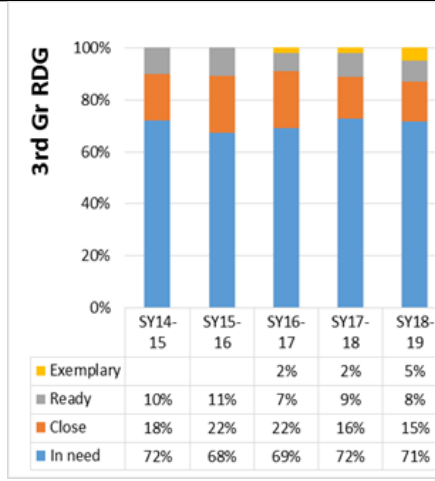
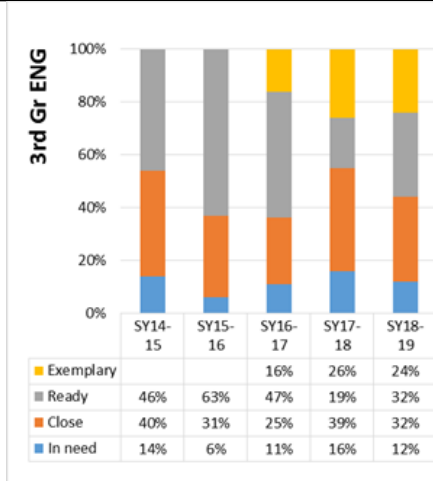
Students scored below but near the ACT Readiness Benchmark

Ready

Students met the ACT Readiness Benchmark and are on target for 50% or higher likelihood of college course success by Grade 11

Exemplary

Students performed above ACT Readiness Benchmark



Due to the emergency shut-down of schools in response to the COVID-19 pandemic, students did not take the ACT Aspire for SY 2019-2020 and therefore the data reflected is from previous years.